

SEGUNDA-FEIRA (16/08)

ENCONTRE OS IGUAIS, PINTE E DEPOIS ESCREVA DENTRO DO QUADRADO QUANTAS VEZES O NUMERO APARECEU NA IMAGEM.

A grid for counting the number 1. The grid contains 18 circles with numbers: 1, 2, 3, 1, 9, 0, 1, 5, 4, 1, 1, 1, 3, 6, 1, 1, 1, 8, 9, 1, 1, 7, 1. A red pencil icon is in the top right. A large red number 1 with eyes is in the center. A small red box is at the bottom.

A grid for counting the number 2. The grid contains 18 circles with numbers: 1, 2, 3, 2, 9, 2, 2, 5, 2, 1, 2, 2, 3, 2, 2, 1, 1, 8, 9, 2, 1, 2, 2. A yellow pencil icon is in the top right. A large yellow number 2 with eyes is in the center. A small yellow box is at the bottom.

A grid for counting the number 3. The grid contains 18 circles with numbers: 3, 2, 3, 1, 3, 3, 1, 3, 3, 1, 1, 3, 3, 6, 3, 1, 3, 3, 3, 1, 3, 3, 7, 3. A brown pencil icon is in the top right. A large brown number 3 with eyes is in the center. A small brown box is at the bottom.

A grid for counting the number 4. The grid contains 18 circles with numbers: 4, 2, 4, 1, 4, 0, 4, 4, 4, 1, 4, 4, 3, 4, 4, 1, 4, 8, 9, 4, 1, 4, 4. A blue pencil icon is in the top right. A large blue number 4 with eyes is in the center. A small blue box is at the bottom.




A grid for counting the number 5. The grid contains 18 circles with numbers: 5, 2, 5, 1, 5, 0, 5, 5, 4, 4, 1, 5, 5, 3, 5, 5, 1, 5, 8, 5, 5, 1, 5, 1. A pink pencil icon is in the top right. A large pink number 5 with eyes is in the center. A small pink box is at the bottom.

A grid for counting the number 6. The grid contains 18 circles with numbers: 6, 2, 6, 1, 6, 0, 6, 6, 4, 4, 6, 6, 6, 6, 6, 6, 1, 1, 8, 6, 6, 7, 6, 1. A green pencil icon is in the top right. A large green number 6 with eyes is in the center. A small green box is at the bottom.




--	--	--

TERÇA-FEIRA (17/08)




REALIZE AS ADIÇÕES

 +  




+ =

 +  




+ =

 +  





+ =

 +  




+ =

 +  





+ =

  +  

+ =

 +  

+ =

  +  

+ =

QUARTA-FEIRA (18/08)

EXPERIÊNCIA PROPOSTA:


COLE OS NÚMEROS EM GRAMPOS DE ROUPA, DEPOIS PRENDA O GRAMPO COM O NÚMERO NA QUANTIDADE CORRESPONDENTE



QUINTA-FEIRA (19/08)


EXPERIÊNCIA PROPOSTA:

COLE O FEIJÃO EM CIMA DA QUANTIDADE CORRETA



10 9 11

This card features ten red toy cars with orange figures. Below the cars are three circles containing the numbers 10, 9, and 11. A small watermark is visible on the right side.




12 10 11

This card features twelve puppets holding red boxes. Below the puppets are three circles containing the numbers 12, 10, and 11. A small watermark is visible on the right side.




13 11 12

This card features thirteen colorful seashells. Below the seashells are three circles containing the numbers 13, 11, and 12. A small watermark is visible on the right side.



10 12 14

This card features ten pink rabbits wearing green dresses. Below the rabbits are three circles containing the numbers 10, 12, and 14. A small watermark is visible on the right side.



12 11 13

This card features twelve pink balloons. Below the balloons are three circles containing the numbers 12, 11, and 13. A small watermark is visible on the right side.



13 12 14

This card features thirteen striped party hats with green stars. Below the hats are three circles containing the numbers 13, 12, and 14. A small watermark is visible on the right side.



6 3 5

©mactupofmama




3 4 5

©mactupofmama




3 5 2

©mactupofmama



5 6 7

©mactupofmama



7 9 8

©mactupofmama



7 6 8

©mactupofmama

SEXTA-FEIRA (20/08)

PINTE OS CÍRCULOS DE ACORDO COM A QUANTIDADE DE ELEMENTOS EM CADA CONJUNTO, DEPOIS ESCREVA O NÚMERO QUE REPRESENTA NO QUADRADO